

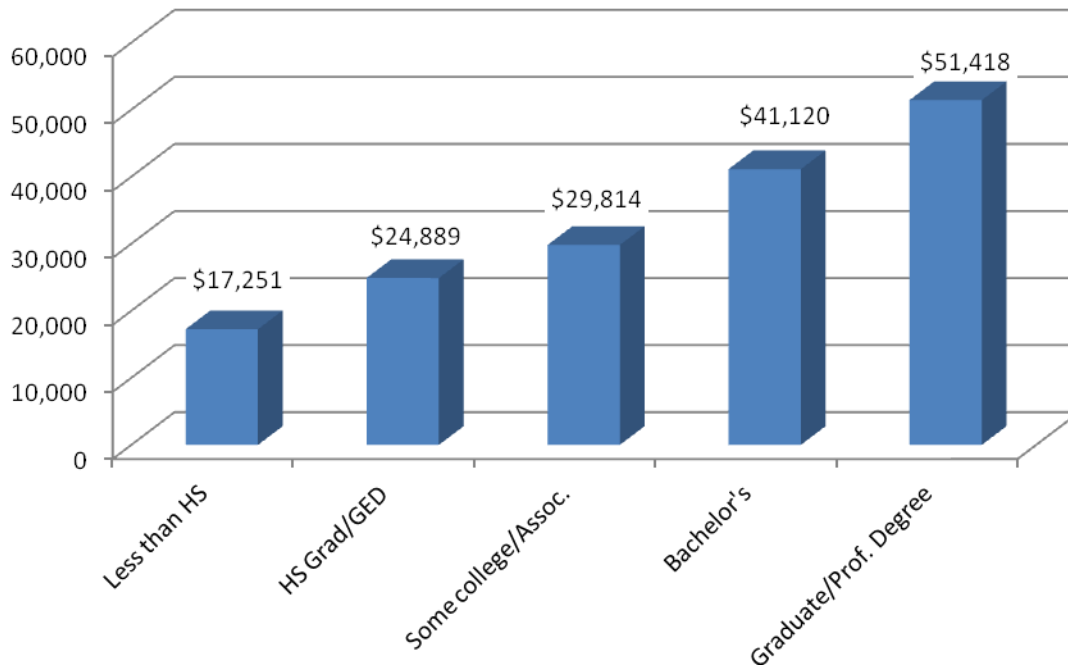
## Top 50 Occupations in the Lower Savannah WIA Area, 2008-2018

| Occupational Title  | # change<br>2008-2018 | Avg. Hrly<br>Wage | Education Level                  |
|---|-----------------------|-------------------|----------------------------------|
| Total, All Occupations  | 7,576                 | 16.44             |                                  |
| Office Clerks, General  | 450                   | 11.04             | Short-term on-the-job training   |
| Truck Drivers, Heavy and Tractor-Trailer                            | 446                   | 15.52             | Short-term on-the-job training   |
| Combined Food Prep./Serving Workers, Inc. Fast Food                 | 421                   | 8.58              | short-term on-the-job training   |
| Retail Salespersons   | 408                   | 11.04             | Short-term on-the-job training   |
| Cashiers  | 339                   | 8.68              | Short-term on-the-job training   |
| Refuse and Recyclable Material Collectors                           | 197                   | 9.51              | Short-term on-the-job training   |
| Tellers   | 147                   | 12.02             | Short-term on-the-job training   |
| Receptionists and Information Clerks                                | 132                   | 11.97             | Short-term on-the-job training   |
| Landscaping and Groundskeeping Workers                              | 122                   | 10.75             | Short-term on-the-job training   |
| Laborers & Freight, Stock & Material Movers, Hand                   | 81                    | 10.43             | Short-term on-the-job training   |
| Cooks, Fast Food  | 76                    | 8.97              | Short-term on-the-job training   |
| Truck Drivers, Light or Delivery Services                           | 75                    | 12.47             | Short-term on-the-job training   |
| Counter Attendants, Cafeteria, Food Concession, and Coffee Shop     | 62                    | 9.16              | Short-term on-the-job training   |
| Waiters and Waitresses  | 52                    | 7.92              | Short-term on-the-job training   |
| Security Guards   | 43                    | 11.29             | Short-term on-the-job training   |
| Teacher Assistants  | 40                    | 8.88              | Short-term on-the-job training   |
| Stock Clerks and Order Fillers                                      | 39                    | 12.61             | Short-term on-the-job training   |
| Bartenders  | 35                    | 8.29              | Short-term on-the-job training   |
| Helpers--Installation, Maintenance, & Repair Workers                | 34                    | 9.33              | Short-term on-the-job training   |
| Dishwashers   | 33                    | 8.04              | Short-term on-the-job training   |
| Bookkeeping, Accounting, and Auditing Clerks                        | 279                   | 14.90             | Moderate on-the-job training     |
| Customer Service Representatives                                    | 156                   | 11.95             | Moderate on-the-job training     |
| Pharmacy Technicians  | 138                   | 11.82             | Moderate on-the-job training     |
| Secretaries, Except Legal, Medical, and Executive                   | 67                    | 13.36             | Moderate on-the-job training     |
| Medical Assistants  | 66                    | 16.14             | Moderate on-the-job training     |
| Parts Salespersons  | 64                    | 11.56             | Moderate on-the-job training     |
| Loan Officers   | 62                    | 24.65             | Moderate on-the-job training     |
| Construction Laborers   | 44                    | 12.34             | Moderate on-the-job training     |
| Maintenance and Repair Workers, General                             | 41                    | 16.94             | Moderate on-the-job training     |
| Surveying and Mapping Technicians                                   | 39                    | *17.52            | Moderate on-the-job training     |
| First-Line Supervisors/Managers of Retail Sales Workers             | 171                   | 17.79             | Work experience in a related job |
| First-Line Supervisors/Managers of Office & Admin. Workers          | 113                   | 20.01             | Work experience in a related job |
| Sales Representatives, Wholesale and Manufacturing                  | 60                    | 32.86             | Work experience in a related job |
| First-Line Managers of Construction Trades/Extraction Workers       | 60                    | 22.83             | Work experience in a related job |
| First-Line Managers of Mechanics, Installers & Repairers            | 45                    | 27.73             | Work experience in a related job |
| First-Line Managers of Landscaping/Lawn Svc./Groundskeeping Workers | 43                    | 15.29             | Work experience in a related job |
| Nursing Aides, Orderlies, and Attendants                            | 147                   | 9.63              | Career or technical training     |
| Automotive Service Technicians and Mechanics                        | 72                    | 16.84             | Career or technical training     |
| Licensed Practical and Licensed Vocational Nurses                   | 64                    | 18.49             | Career or technical training     |
| Insurance Sales Agents  | 61                    | 33.16             | Career or technical training     |
| Heating, Air Conditioning, and Refrigeration Mechanics              | 41                    | 16.48             | Career or technical training     |
| Registered Nurses   | 151                   | 30.41             | Associate degree                 |
| Legal Secretaries   | 91                    | 13.13             | Associate degree                 |
| Electrical and Electronic Engineering Technicians                   | 34                    | 21.51             | Associate degree                 |
| Accountants and Auditors  | 165                   | 27.21             | Bachelor's degree                |
| Elementary School Teachers, Exc. Special Education                  | 131                   | 22.46             | Bachelor's degree                |
| Civil Engineers   | 47                    | 32.13             | Bachelor's degree                |
| Management Analysts   | 67                    | *34.04            | Bachelor's or higher with exp.   |
| Pharmacists   | 99                    | 42.89             | First professional award         |
| Lawyers   | 67                    | 44.23             | First professional award         |

\*Area wage unavailable, state wage shown

## ***The more you learn, the more you earn!!***

**Effect of Education on Wages in SC, 2010**



### **Best occupations to look at...**

#### **Anything in the medical field**

- **People are getting old and will continue to need medical help**
- **Current medical workers are retiring**
- **Knowledge is transportable to other areas/states**
- **Because of the shortage, there's plenty of opportunity or overtime!**

#### **Accounting jobs**

**Recession has made people look closer at their money.**

# How much do I need to earn?

Home About Us Resources News & Publications Activities & Initiatives State Activities

Clearinghouse National Standards Survey Best Practices Reality Check Downloadable Resources

Home » Resources » Reality Check

## Jump\$tart's Reality Check

Okay . . . we won't bore you with details. We simply want you to imagine how you want to live once you're on your own. Will you buy a car? Where will you live? Do you go to the movies or sports events most every weekend? Remember, it's your life, you can do whatever you want . . . OR CAN YOU?

Imagine the possibilities . . . then fill in your choices on the next page, and get ready for a **Reality Check!** Chances are you'll be surprised at how much your so-called dream life will cost.

Once you've indicated your choices, we will show you what income you'll need to live the life you want. We'll even give you a list of careers that support your lifestyle. Now that's cool.

JUMP\$TART COALITION



Reality Check

Ready for the challenge?

**ENTER  
Reality Check**

[www.jumpstart.org/reality-check.html](http://www.jumpstart.org/reality-check.html)

### MINIMUM

- Live with parents
- Use public transportation
- Eat at home
- Utilities (water, electricity, gas)
- No Internet, cable, concerts, downloads (Yes, you have a basic cell phone!)
- Minimum Health Insurance

**\$4.27/hour**

Cashier, Dishwasher, Maid  
(no college)

### MAXIMUM

- Live in apartment (no roommate)
- New car!
- Eat out all the time
- All utilities
- Internet, cable with extra channels, concerts, downloads, movie/game rentals, the newest cell phone (web and video too!)
- Health Insurance
- Gym membership
- Savings for emergency, gifts, vacations, donations, etc.

**\$24.33/hour**

Public Relations Specialist,  
Registered Nurse, Advertising Manager  
(2-4 years of college)

## Probability of a High School Student Becoming a Professional Athlete

| Student-Athletes                    | Men's Basketball | Women's Basketball | Football | Baseball | Men's Hockey | Men's Soccer |
|-------------------------------------|------------------|--------------------|----------|----------|--------------|--------------|
| High School Student-Athletes        | 549,500          | 456,900            | 983,600  | 455,300  | 29,900       | 321,400      |
| High School Senior Student-Athletes | 157,000          | 130,500            | 281,000  | 130,100  | 8,500        | 91,800       |
| NCAA Student-Athletes               | 15,700           | 14,400             | 56,500   | 25,700   | 3,700        | 18,200       |
| NCAA Freshman Roster Positions      | 4,500            | 4,100              | 16,200   | 7,300    | 1,100        | 5,200        |
| NCAA Senior Student-Athletes        | 3,500            | 3,200              | 12,600   | 5,700    | 800          | 4,100        |
| NCAA Student-Athletes Drafted       | 44               | 32                 | 250      | 600      | 33           | 76           |
| % High School to NCAA               | 2.9              | 3.1                | 5.8      | 5.6      | 12.9         | 5.7          |
| Percent NCAA to Professional        | 1.3              | 1.0                | 2.0      | 10.5     | 4.1          | 1.9          |
| % High School to Professional       | 0.03             | 0.02               | 0.09     | 0.5      | 0.4          | 0.08         |

### Did You Know?

- Most professional athletes' careers last only several years because of injuries and age.
- Avoiding and treating injuries is a huge part of being a professional athlete. An injury could end your career.
- According to the U.S. Bureau of Labor Statistics, the 2008 average yearly earnings of athletes were \$79,460.
- In fact, 10 percent of athletes earned less than \$15,470 a year.

***Have a Plan B!!***




# CAREER PLANNING & RESEARCH

There are several things you can do to help make your career planning easier. Try to do as many of the activities listed in the checklist below.

- Take an interest inventory.
- Take an aptitude or abilities test.
- Use SCOIS.
- Read books about the career(s) I am interested in.
- Talk to someone who is working in the job(s) I am interested in.
- Attend a Job Fair or Career Day at school.
- Talk to a military recruiter (if interested).
- Review career or college plans with parents or guardians.
- Participate in a career shadowing program.
- Discuss career or college plans with a school guidance counselor.

Plus for those going to college:

- Talk to college admissions office.
- Look at college catalogs.
- Visit schools you are interested in attending.

| EXAMPLE: Career Research Worksheet for...   | (Blank form on back)              |
|---|-----------------------------------|
| <b>Job Title:</b> Tractor Trailer Truck Driver  |                                   |
| <b>Job Description (what people doing this job produce or provide):</b> Drive a tractor-trailer combination or a truck with a capacity of at least 26,000 pounds Gross Vehicle Weight (GVW). May be required to unload truck. Requires commercial drivers' license. ( <a href="http://www.onetonline.org">www.onetonline.org</a> )  |                                   |
| <b>Job Duties (what they do each day):</b> Check vehicles to ensure that mechanical, safety, and emergency equipment is in good working order; Maneuver trucks for loading, following signals from loading crew and checking that vehicle and loading equipment are properly positioned; Collect and verify delivery instructions and routes; Maintain logs. ( <a href="http://www.onetonline.org">www.onetonline.org</a> ) |                                   |
| <b>Experience/Knowledge/Education needed to do this job:</b>  |                                   |
| <b>Percentage</b>   | <b>Education</b>                  |
| 53   | High school diploma or equivalent |
| 23   | Some college, no degree           |
| 22   | Less than high school diploma     |
| <b>Average Salary for this job:</b> \$18.16/hour (US), \$16.96/hour (SC)  |                                   |
| <b>Outlook for this job:</b> <u>Average</u> growth for US and SC  |                                   |
| <b>Occupations similar to this career:</b> Bus Drivers: Transit, Intercity or School; Light Truck or Delivery Services Drivers; Locomotive Engineers  |                                   |
| <b>What classes I need to take for this career:</b> Math (for determining loads and mileage, for completing logs, for inventory management), English (to be able to read instructions and write reports), Diesel Mechanics  |                                   |
| <b>This career interests me because:</b> I don't want to work in an office and I want to travel.  |                                   |
| <b>Who can I talk to or shadow for this career?</b> Uncle Fred and Aunt Wilma—they own their own tractor trailer  |                                   |

**Career Research Worksheet for...**

**Job Title:**

**Job Description (what people doing this job produce or provide):**

**Job Duties (what they do each day):**

**Experience/Knowledge/Education needed to do this job:**

**Average Salary for this job:**

**Outlook for this job:**

**Occupations similar to this career:**

**What classes I need to take for this career:**

**This career interests me because:**

**Who can I talk to or shadow for this career?**